



■ Vers. 066

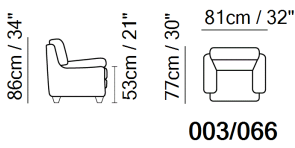


■ Vers. 066









■ Vers. 066

SCHEMATICS



TECHNICAL INFORMATION

	COVERING	Leather <input checked="" type="checkbox"/>	Soft Cover <input checked="" type="checkbox"/>				
	OPTIONS	Removable <input type="checkbox"/>	Contrast Stitching <input type="checkbox"/>				
	FILLING	Arms	<input type="checkbox"/> Fiber	Seat cushion	<input type="checkbox"/> Fiber	Back cushion	<input type="checkbox"/> Fiber
			<input checked="" type="checkbox"/> Foam		<input checked="" type="checkbox"/> Foam		<input checked="" type="checkbox"/> Foam
			<input type="checkbox"/> Feather/Fiber Mix		<input type="checkbox"/> Feather/Fiber Mix		<input type="checkbox"/> Feather/Fiber Mix
			<input type="checkbox"/> Feather		<input type="checkbox"/> Feather		<input type="checkbox"/> Feather
	COMFORT	Firm Comfort <input type="checkbox"/>	Standard Comfort <input checked="" type="checkbox"/>				
	FUNCTION	Bed <input type="checkbox"/>	Electric motion <input type="checkbox"/>	Motion <input type="checkbox"/>	Recliner <input type="checkbox"/>	Sliding <input type="checkbox"/>	
	LEGS	Plastic <input checked="" type="checkbox"/>	Metal <input type="checkbox"/>	Wood <input type="checkbox"/>	Castors <input type="checkbox"/>	Upholstered <input type="checkbox"/>	

NOTES

- All arms, back and seat surfaces are covered in Top Grain.
- This model is available with split leather exterior covering (Side, Rear and Front Panels)
- Tight Seat Cushion (the seat cushions of the models are fixed to the frame)
- Tight Back Cushion (the back cushions of the models are fixed to the frame)
- Internal wooden frame.
- Feet requires assembling. Feet will be in a bag inside the package.
- The model will be wrapped in a plastic bag.
- Feet height 8,0 cm

NOTES

---