



■ Vers. 446

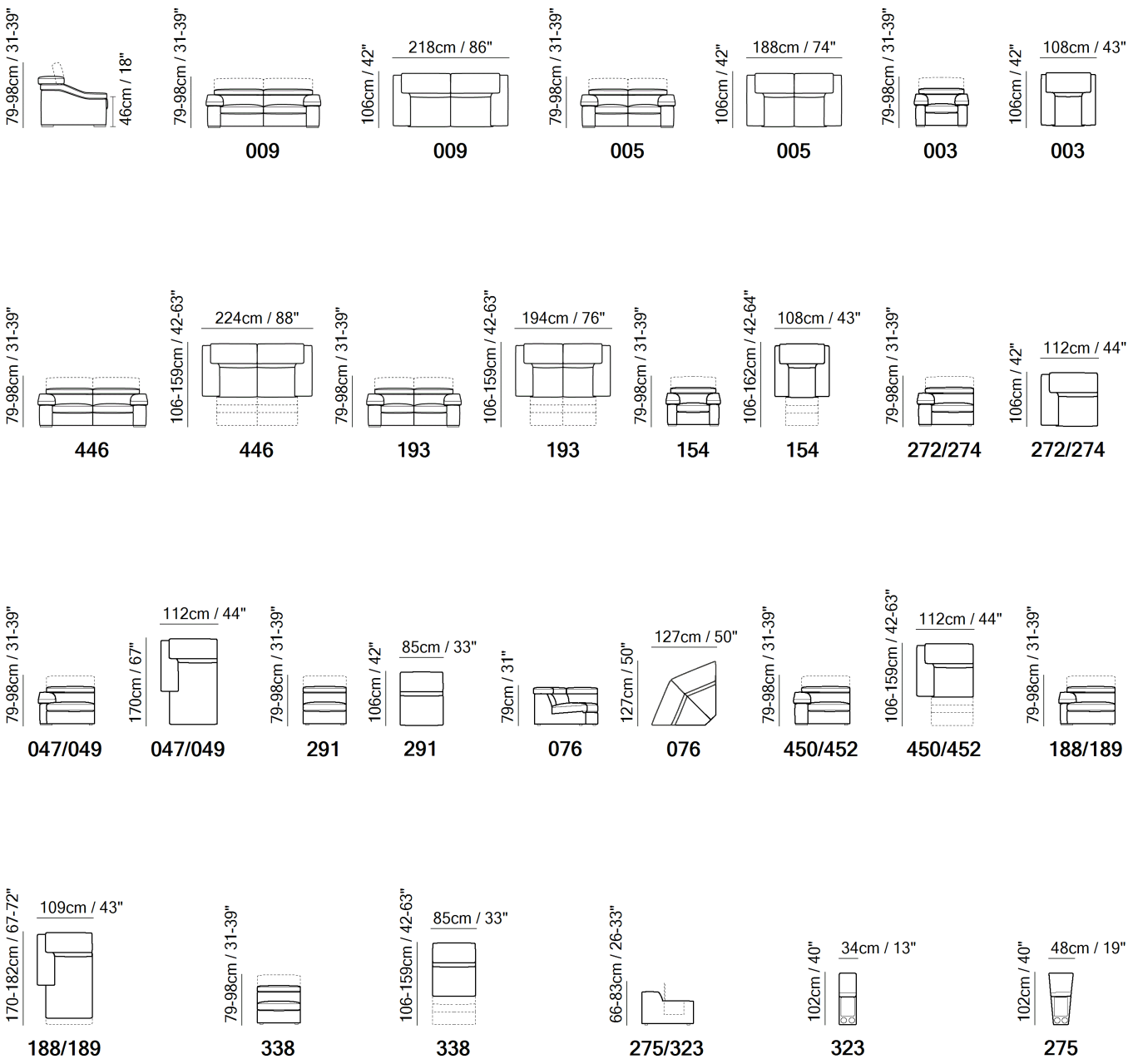


■ Vers. 450+291+189

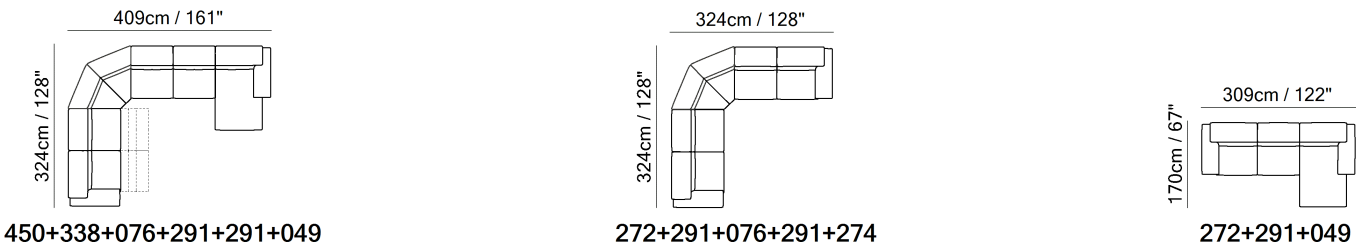


■ Vers. 272+076+338+452







SCHEMATICS



COMPOSITION EXAMPLES



TECHNICAL INFORMATION

	COVERING	Leather <input checked="" type="checkbox"/>	Soft Cover <input checked="" type="checkbox"/>
	OPTIONS	Contrast Stitching <input checked="" type="checkbox"/>	Removable <input type="checkbox"/>
	FILLING	Arms <input type="checkbox"/> Fiber <input checked="" type="checkbox"/> Foam <input type="checkbox"/> Feather/Fiber Mix <input type="checkbox"/> Feather	Seat cushion <input type="checkbox"/> Fiber <input checked="" type="checkbox"/> Foam <input type="checkbox"/> Feather/Fiber Mix <input type="checkbox"/> Feather
	COMFORT	Firm Comfort <input type="checkbox"/>	Standard Comfort <input checked="" type="checkbox"/>
	FUNCTION	Bed <input type="checkbox"/>	Electric motion <input checked="" type="checkbox"/>
	LEGS	Plastic <input type="checkbox"/>	Metal <input type="checkbox"/>
		Wood <input checked="" type="checkbox"/>	Upholstered <input type="checkbox"/>
			Castors <input type="checkbox"/>

NOTES

- Contrast stitching is available only with certain covers and option is managed directly in NARES.
- The model has internal soft touch buttons on the seat to activate the mechanism.
- Model has power combined headrest. ATTENTION! The headrest opens first followed by the footrest.
- Stationary versions have manually adjustable headrests.
- Tight Seat Cushion (the seat cushions of the models are fixed to the frame)
- Tight Back Cushion (the back cushions of the models are fixed to the frame)
- Internal wooden frame.
- Feet requires assembling. Feet will be in a bag inside the package.
- The model will be wrapped in a plastic bag.
- Feet available in wood finishings 09 (Walnut) / 18 (Wengè)
- Feet height 3,5 cm

NOTES
